


LOKDEK 680

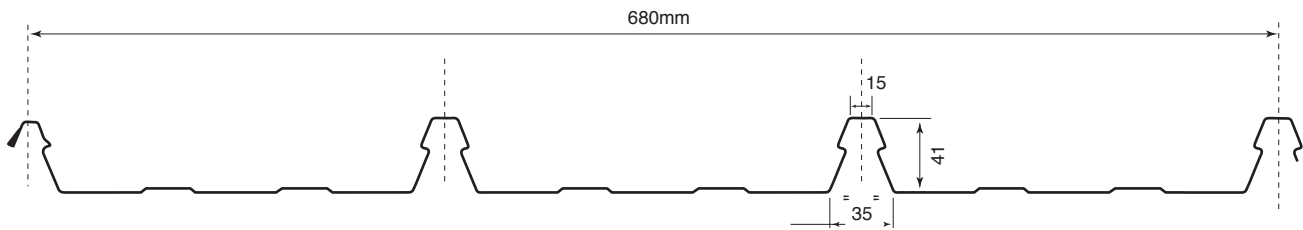
Hi-Tensile Concealed Fixed Roofing



LOKDEK is a concealed fixed roof using NO roof piercing fasteners. This allows thermal expansion on long roof sheets.

Wide spans and high ribs give excellent water carrying capacity down to one degree roof pitch.

LOKDEK is suitable for domestic and commercial roofing and is available in a wide range of colours.



Material Specification

0.42 or 0.48	Zincalume®	G550 AM125
0.42 or 0.48	Galvanised	G550 Z450
0.42 or 0.48	Colorbond®	G550 AM100

Special Orders

Stainless Steel, Metallic, Coolmax and Ultra

Product Mass

BMT		kg/m ²
0.42	Zincalume®	4.74
0.42	Colorbond®	4.77
0.42	Galvanised	5.17
0.48	Zincalume®	5.39
0.48	Colorbond®	5.43
0.48	Galvanised	5.81

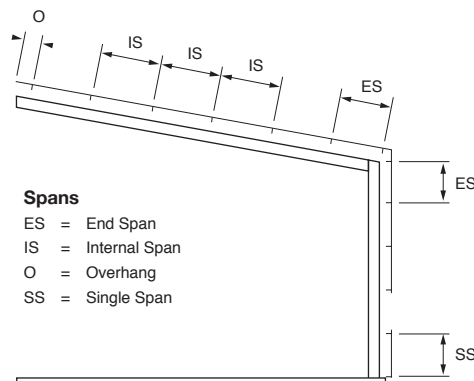
Maximum Support Spacings (mm)

Type of Span	Thickness (mm)	BMT
	.42	.48
ROOFS		
Single Span	1650	1800
End Span	1500	1800
Internal Span	1800	2400
Unstiffened Eaves Overhang	150	200

Maximum Support Spacing has been determined by load tests and deflection in accordance with AS 1562-1 AS 4040 1 & 2 1992.

Wind Load Conversion

Wind Classification	Region & Category
(Domestic)	(Commercial/Industrial)
N1 (W28)	Reg A, Cat 3
N2 (W33)	Reg A, Cat 2.5 - Reg B, Cat 3
N3 (W41)	Reg A, Cat 2 - Reg B, Cat 2.5
N4 (W50)	Reg B, Cat 2



LOKDEK 680 Hi-Tensile Concealed Fixed Roofing



.42 Bmt LOKDEK 680

Limit State Wind Pressure Capacities (kpa)

3 Screws per Clip						
SPAN TYPE		Span mm				
		900	1200	1500	1800	2400
SINGLE	Serviceability Strength					
END	Serviceability Strength		2.70 4.25	2.40 3.35		
INTERNAL	Serviceability Strength			2.40 4.00	2.20 3.25	

.48 Bmt LOKDEK 680

Limit State Wind Pressure Capacities (kpa)

3 Screws per Clip							
SPAN TYPE		Span mm					
		900	1200	1500	1800	2000	2400
SINGLE	Serviceability Strength					1.45 2.90	
END	Serviceability Strength		3.30 4.20		2.40 3.25		
	Serviceability			2.90 4.15			1.90 2.70

Spring Curving

LOKDEK 680 is not recommended for Spring Curving or Bow Over Roofing. Oil canning in the pan may retain water which could lead to early deterioration. (Multispan and Corrugated are suitable for Spring Curving).

Compliance

Wind pressure capacity tables have been determined by full scale testing in accordance with AS 1562.1 and AS 4040.1 & 2 1992.

Non-Cyclonic areas.

The pressure considered is based on buildings up to 10m high in Region B, Terrain Category 3, $M_3 = 0.85$, $M_1 = 1.0$, $M = 1.0$ with the following assumptions made:

Roofs

$C_{pi} = +0.20$, $C_{pe} = -0.90$, $K_1 = 2.0$ for single and end spans, $K_1 = 1.5$ for internal spans.


Benefits of LOKDEK Roofing

- Pitch down to 1°.
- No Pierced fixing, eliminating potential leaks.
- Clips provide for thermal expansion on long sheets.
- Strong ribbed trays give excellent water carrying

Water Carrying Capacity

Maximum roof run for drainage (m)

Roof Slope	Peak Rainfall Intensity (mm/hr)				
	150	180	200	250	300
1°	262	218	196	157	131
3°	454	378	340	272	227
5°	586	488	439	351	293



Pressure Test



LOKDEK 680 Hi-Tensile Concealed Fixed Roofing

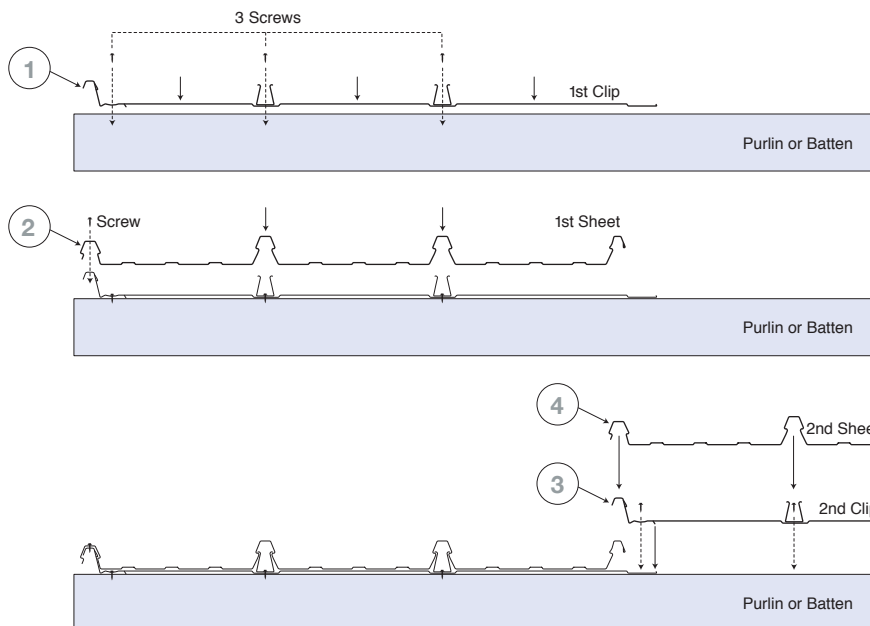


LOKDEK 680 Fixing Details

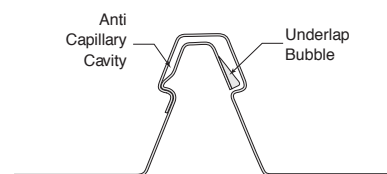
Installation Procedure

1. The first row of clips must be in line to suit first roof tray.
2. Snap the first sheet over the LOKDEK clips. Screw the lap onto the clip. First sheet only.
3. Place the next clip over the first sheet underlap and click into retaining tag on first clip. This will stop the sheets from spreading. Now screw the clip to purlin with three screws.
4. Snap the next sheet onto the clip. Ease the overlap over the underlap, making sure the ribs all engage over the clips. Continue procedure.

NOTE: The last sheet may have to be cut and a screw used on the last rig.



LOKDEK Concealed Clip Mk. 3



The Mk. 3 clip consists of a rigid rail design with an overlocking feature to prevent spreading. The clip has a positive overlap on the adjoining sheet with two spring loaded central rib clips. Only three HEX HD fasteners per clip.

Best in the long run



Design Considerations

Recommended minimum Pitch:

.42 LOKDEK = 2°

.48 LOKDEK = 1°

Length

- LOKDEK is custom cut to your exact length.
- Length is governed by transport regulations.
- 25 metre sheets can be carried on our extendable trailers.

Fixing to Steel or Timber

	Fixing to Steel	Fixing to Timber
HEX HD	12 - 14 x 20	M 5.5 x 40
Insulwool	12 - 14 x 30	

