


Steeline Top Hat Family

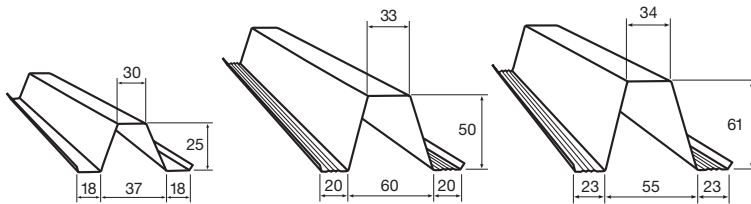
Good Spanning Capabilities • Fire Resistant • Termite Resistant • Easy To Install



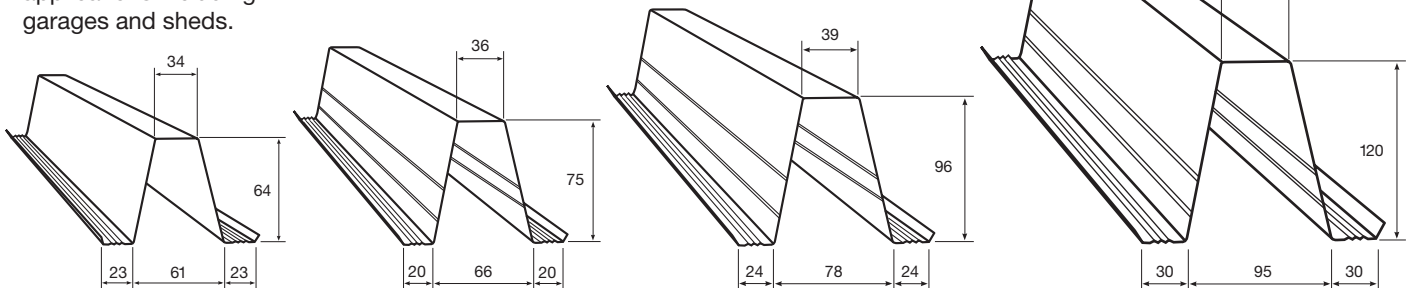
High Strength Steel • Light Weight • Economical • Custom Cut

Top Hats

- Light steel section made from galvanised high tensile steel.
- Top Hats are suitable for use in many rural, commercial and domestic applications including garages and sheds.

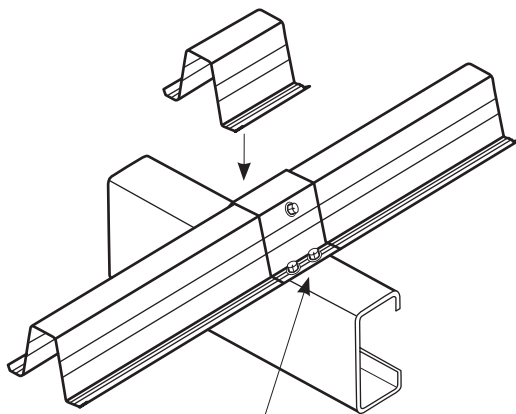


- Economical alternative to timber and conventional purlins.



Continuous Length Top Hats

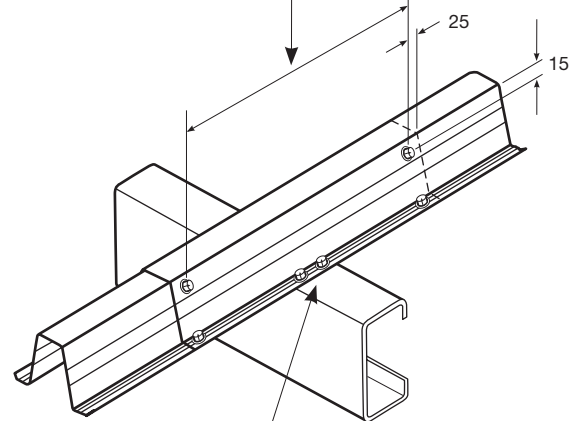
NOTE: Top Hat Capping (see Engineering)



No. of Fasteners
as Required

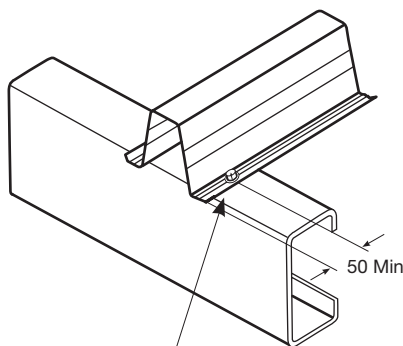
Lapped Top Hat

LAP = 15% of Span



2 x No. 12x14x22 Hex
HD Tekes

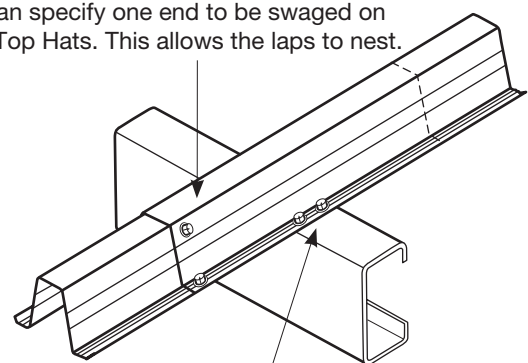
End Attachment



Screw both sides

Swaged Top Hat

You can specify one end to be swaged on large Top Hats. This allows the laps to nest.



2 x No. 12x14x22 Hex
HD Tekes

Installation


- Top Hats are not designed to walk on during installation and should be installed using cherry pickers or scissor lifts.

Material Specification

.75mm Galvanised G550 Z275

.95mm Galvanised G550 Z350

1.15mm Galvanised G500 Z350

Top Hat		Maximum Allowable Purlin Span									
		Purlin Spacing	Single Span			Double Span			Lapped Span		
			W33	W41	W50	W33	W41	W50	W33	W41	W50
TH 50-75	600	2050	1800	1600	2850	2450	2100	2900	2450	2100	
	900	1850	1650	1450	2500	2100	1800	2500	2100	1750	
	1200	1700	1500	1350	2200	1850	1600	2200	1850	1550	
	1500	1600	1400	1250	2050	1700	1400	2050	1650	1400	
TH 50-95	600	2250	1950	1750	3150	2700	2350	3200	2750	2350	
	900	2000	1750	1550	2750	2350	2000	2800	2350	2000	
	1200	1800	1600	1450	2500	2100	1800	2500	2100	1750	
	1500	1750	1500	1350	2300	1900	1600	2300	1900	1600	
TH 61-75	600	2250	1950	1750	3100	2700	2350	3200	2750	2450	
	900	2000	1750	1550	2700	2350	2050	2800	2400	2000	
	1200	1850	1600	1450	2500	2100	1550	2550	2200	1500	
	1500	1750	1500	1350	2300	1800	1250	2400	1800	1200	
TH 61-95	600	2500	2150	1950	3400	2950	2600	3500	3050	2700	
	900	2200	1950	1700	3000	2600	2050	3100	2700	2000	
	1200	2000	1750	1550	2700	2300	1550	2800	2250	1500	
	1500	1900	1650	1450	2550	1800	1300	2650	1800	1200	
TH 64-75	600	2350	2050	1850	3250	2800	2450	3300	2850	2450	
	900	2100	1850	1650	2900	2400	2100	2900	2450	2050	
	1200	1950	1700	1550	2600	2200	1850	2600	2150	1800	
	1500	1850	1600	1400	2400	2000	1700	2400	1950	1650	
TH 64-95	600	2550	2250	2000	3600	3100	2700	3600	3150	2700	
	900	2300	2000	1800	3150	2700	2350	3200	2700	2350	
	1200	2100	1850	1650	2900	2450	2100	2900	2400	2050	
	1500	1950	1750	1550	2650	2250	1900	2700	2200	1850	
TH 75-75	600	2650	2300	2100	3650	3200	2750	3700	3200	2750	
	900	2350	2100	1900	3200	2800	2350	3300	2750	2350	
	1200	2200	1950	1750	2900	2500	2100	2900	2450	2050	
	1500	2050	1800	1600	2700	2250	1900	2700	2250	1850	
TH 75-95	600	2850	2500	2200	4000	3500	3000	4000	3500	3050	
	900	2550	2200	2000	3500	3050	2650	3600	3050	2650	
	1200	2300	2050	1850	3200	2750	2350	3200	2750	2350	
	1500	2200	1900	1750	3000	2500	1900	3000	2500	1900	
TH 75-1.2	600	3100	2700	2400	4350	3750	3250	4400	3800	3300	
	900	2750	2400	2100	3800	3300	2800	3850	3300	2850	
	1200	2500	2200	1950	3500	2950	2400	3500	2950	2400	
	1500	2400	2050	1850	3250	2700	1900	3250	2700	1900	
TH 96-75	600	3100	2750	2450	4300	3700	3200	4350	3700	3150	
	900	2800	2450	2200	3750	3200	2700	3800	3150	2650	
	1200	2550	2300	2050	3400	2850	2350	3350	2800	2350	
	1500	2450	2100	1900	3100	2550	1900	3100	2500	1900	
TH 96-95	600	3300	2950	2600	4650	4100	3600	4700	4150	3650	
	900	2950	2600	2350	4150	3600	3150	4200	3650	3150	
	1200	2700	2400	2200	3800	3300	2400	3800	3300	2400	
	1500	2600	2250	2050	3600	2900	1900	3600	2800	1900	
TH 96-1.2	600	3600	3150	2800	5000	4400	3900	5100	4450	3900	
	900	3200	2800	2500	4450	3900	3200	4500	3900	3200	
	1200	2900	2600	2300	4100	3550	2400	4100	3550	2400	
	1500	2750	2400	2200	3800	2900	1900	3850	2850	1900	
TH 120-75	600	3750	3300	2900	4900	4200	3600	5000	4200	3600	
	900	3400	3000	2600	4300	3600	3000	4300	3600	2950	
	1200	3100	2750	2300	3850	3200	2650	3800	3150	2400	
	1500	2950	2600	2100	3500	2800	1900	3500	2750	1900	
TH 120-95	600	4000	3500	3150	5600	4900	4250	5650	4950	4250	
	900	3550	3100	2850	4950	4300	3200	5000	4250	3200	
	1200	3300	2900	2600	4500	3600	2650	4500	3600	2400	
	1500	3100	2750	2400	4200	2900	1900	4150	2800	1900	
TH 120-1.2	600	4300	3700	3300	6000	5250	4700	6000	5350	4750	
	900	3800	3350	3000	5300	4600	3200	5450	4700	3200	
	1200	3500	3100	2750	4900	3650	2400	5000	3600	2400	
	1500	3350	2900	2600	4600	2900	1900	4500	2900	1900	

AS 1170.1-1989 AS4055-1992





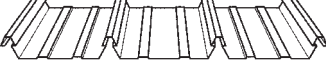


- Pressure Co-efficient for fully enclosed buildings.
- Roof CPE = -0.90 CPI + 0.20 K1 = 1.5
- Top Hats to be fixed to steel 1.5mm minimum.
- Minimum 2 fasteners to main frame. No.12-14x20 Tek.

Note:

- These tables to be used as a guide only. Independant engineering is required for Top Hats and is not available in this brochure.
- 1.2mm thickness available in 75, 96 & 120 Top Hats only.

Roof and Wall Sheet Selection Tables



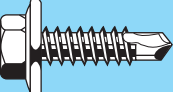

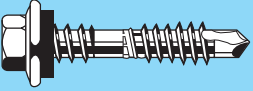





Max Spans

PROFILE	B.M.T. mm	Mass Kg/M ²	Profile Cover	Rib Depth	Min Pitch	Roof Internal	Roof End	Wall Internal
CORRUGATED HI-TEN 	.42	4.3	.762	16	5°	1200	900	1800
	.48	4.9			(1 in 12)	1600	1200	2400
CORRUGATED CURVING 	.60	6.1	.762	17	5°	1200	900	1800
					(1 in 12)			
MULTICLAD HI-TEN 	.42	4.3	.762	29	2°	1500	1000	2200
	.48	4.9			(1 in 30)	2000	1500	2800
MULTISPAN HI-TEN 	.42	4.7	.700	24	3°	2100	1500	2900
	.48	5.3			(1 in 20)	2800	1800	3000
LOKDEK 680 	.42	4.79	.680	41	2°	1800	1500	...
	.48	5.45			1°	2400	1800	...
	.60	6.75			(1 in 50)	3000	2400	...
GP PANEL 	.35	3.4	.825	12	1000
	.42	4.0			1200
MINI CORRUGATED 	.42	3.9	.825	6	900
	.48	4.42			1000

Fixing Screws

Steel Fix

Timber Fix

No. 10 x 16 mm HEX HD TEKS		M6 11 x 50 mm ROOF ZIP	
No. 14 x 22 mm HEX HD TEKS		No. 12 x 25 mm HEX HD TYPE 17	
No. 12 x 35 mm HEX HD TEKS		No. 12 x 40 mm HEX HD TYPE 17	
No. 12 x 45 mm HEX HD TEKS		No. 12 x 65 mm HEX HD TYPE 17	
No. 10 x 16 mm WAF HD TEKS		10 x 30 mm RIPPLE TEKS	

Whilst every care is taken in the preparation of these specifications, JH Stephenson & Son Pty Ltd accept no responsibility for the accuracy of the information supplied.



JH STEPHENSON & SON PTY LTD

ABN 52 004 570 370

GEELONG

75 Heales Road Corio 3214
Telephone 03 5274 6222

LAVERTON

11 Westside Drive Laverton North 3026
Telephone 03 9314 1044

